



VOORBURG 2004



Air Transport



Producer Price Indexes for Services Industries

Josef Auer – Statistics Austria



Air Transport Services in Austria

Description and structure of ÖNACE division 62

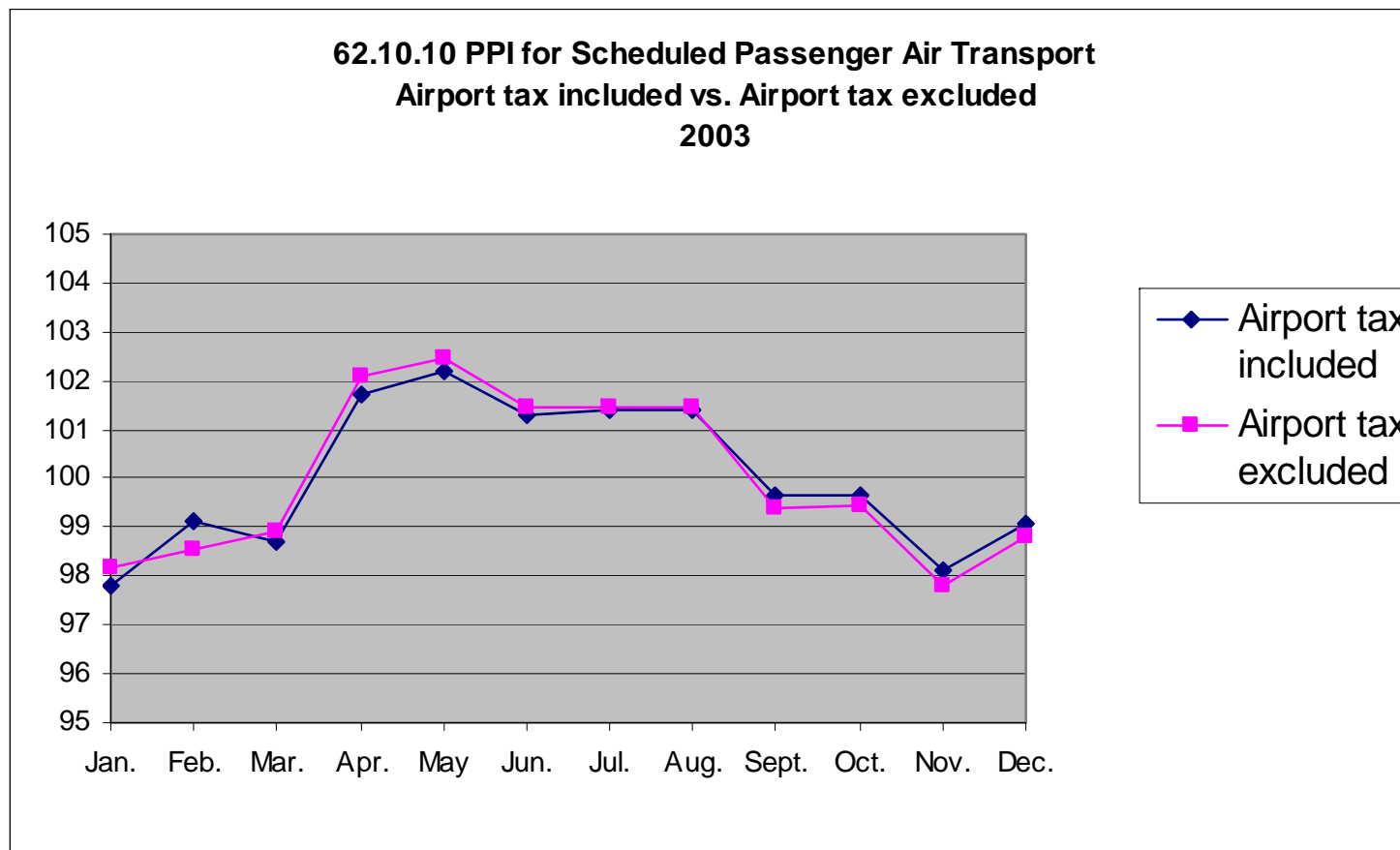
| ÖNACE code | Description | ÖCPA code | Description | Share of the total Production value 2001 | Share of the Production value of ÖNACE 50 – 93 2001 | Share of the turnover of ÖNACE 62 |
|------------|-----------------------------|-----------|---|--|---|-----------------------------------|
| 62 | Air transport | | | 0,77 % | 1,53 % | |
| 62.1 | Scheduled air transport | 62.10.1 | Scheduled passenger air transportation | | | 96,08 % |
| | | 62.10.2 | Scheduled freight air transportation | | | |
| 62.2 | Non-scheduled air transport | 62.20.1 | Non-scheduled passenger air transportation | | | 3,92 % |
| | | 62.20.2 | Non-scheduled freight air transportation | | | |
| | | 62.20.3 | Leasing of aircrafts with crew | | | |
| 62.3 | Space transport | 62.30.1 | Space transport | | | N.A. |

Comparable ticket types

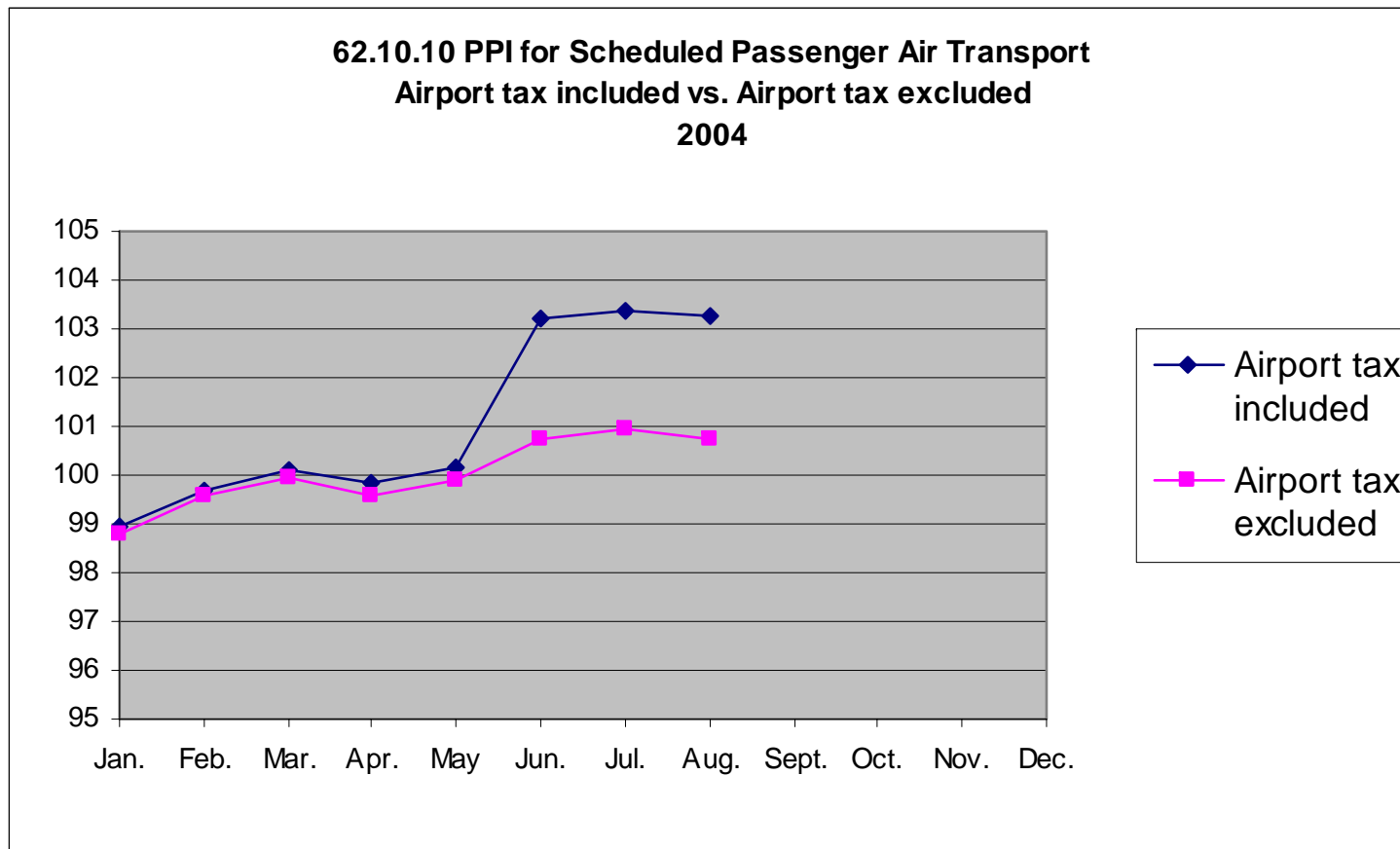


| Comparable Ticket Types before and after the structural change of the Austrian Airline Group | | | |
|--|----------|--------------------------|----------|
| Before the reorganisation | | After the reorganisation | |
| Ticket Name | Class | Ticket Name | Class |
| | | | |
| Business | Business | Austrian business | Business |
| Business Special | Business | Austrian business saver | Business |
| Economy | Economy | Austrian economy | Economy |
| Economy Special | Economy | Austrian economy (saver) | Economy |
| Weekender | Economy | Austrian Weekend | Economy |

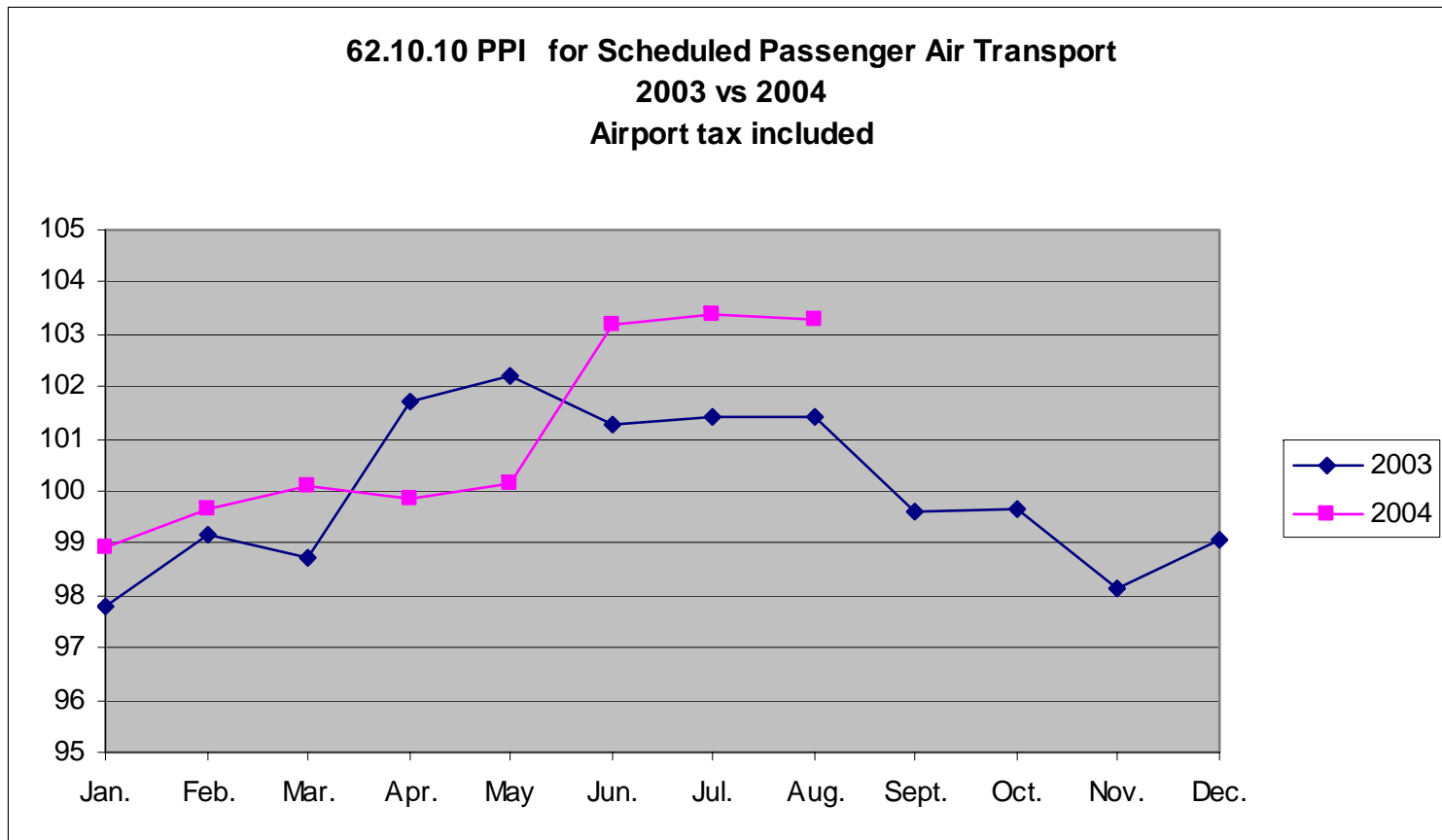
Scheduled Passenger Air Transport



Scheduled Passenger Air Transport



Scheduled Passenger Air Transport



Scheduled Passenger Air Transport

